



**Glomerular Dysfunction and
associated risk factors following
initiation of ART in Africa:
A subanalysis in the DART Trial**

AJC Reid

on behalf of the **DART** Trial Team



Impaired Renal Function in HIV-infected patients



1. HIV infection itself (eg HIVAN)
 - probably improved by HAART
2. Acute Renal Failure
 - eg septicaemia, acute diarrhoea
3. Drug related renal impairment
 - ARV and non-ARV drugs
4. Non-HIV causes of renal impairment
 - hypertension, diabetes, malaria, bilharzia, hepatitis
5. Complicated combinations of the above



DART trial design: main randomisation



3316 previously untreated HIV-infected patients in Uganda and Zimbabwe:
stage WHO 2, 3 or 4 and CD4 < 200 cells/mm³

randomise to
initiate triple
drug ART with

Clinical and
Laboratory Monitoring
(12 weekly biochemistry,
FBC & CD4; no virology)

Clinical Monitoring
Only
(biochemistry and/or FBC
if clinically indicated)

- First-line ART was ZDV+3TC (combivir) plus:
 - Tenofovir DF (TDF) 2469 (74%)
 - Abacavir (ABC) 300 (9%) (*all randomised in NORA substudy*)
 - Nevirapine (NVP) 547 (16%) (*300 randomised in NORA substudy*)
- Tenofovir DF is a relatively new NtRTI with most data on renal safety coming from well-resourced settings



Methods & Objectives



Glomerular filtration rate (GFR) gives best overall measure of kidney function

Objectives

- To estimate prevalence and incidence of severe GFR reduction (**grade 3 or 4**; $<30 \text{ ml/min/1.73m}^2$) up to week 96 using standard creatinine-based **Cockcroft-Gault** formula, adjusted for BSA
- To describe GFR changes over time & predictors
 - time split into 3 intervals: 0-4, 4-48, 48-96 weeks
 - demographics, regimen, baseline weight, CD4, haemoglobin
 - using random effects models



Baseline characteristics

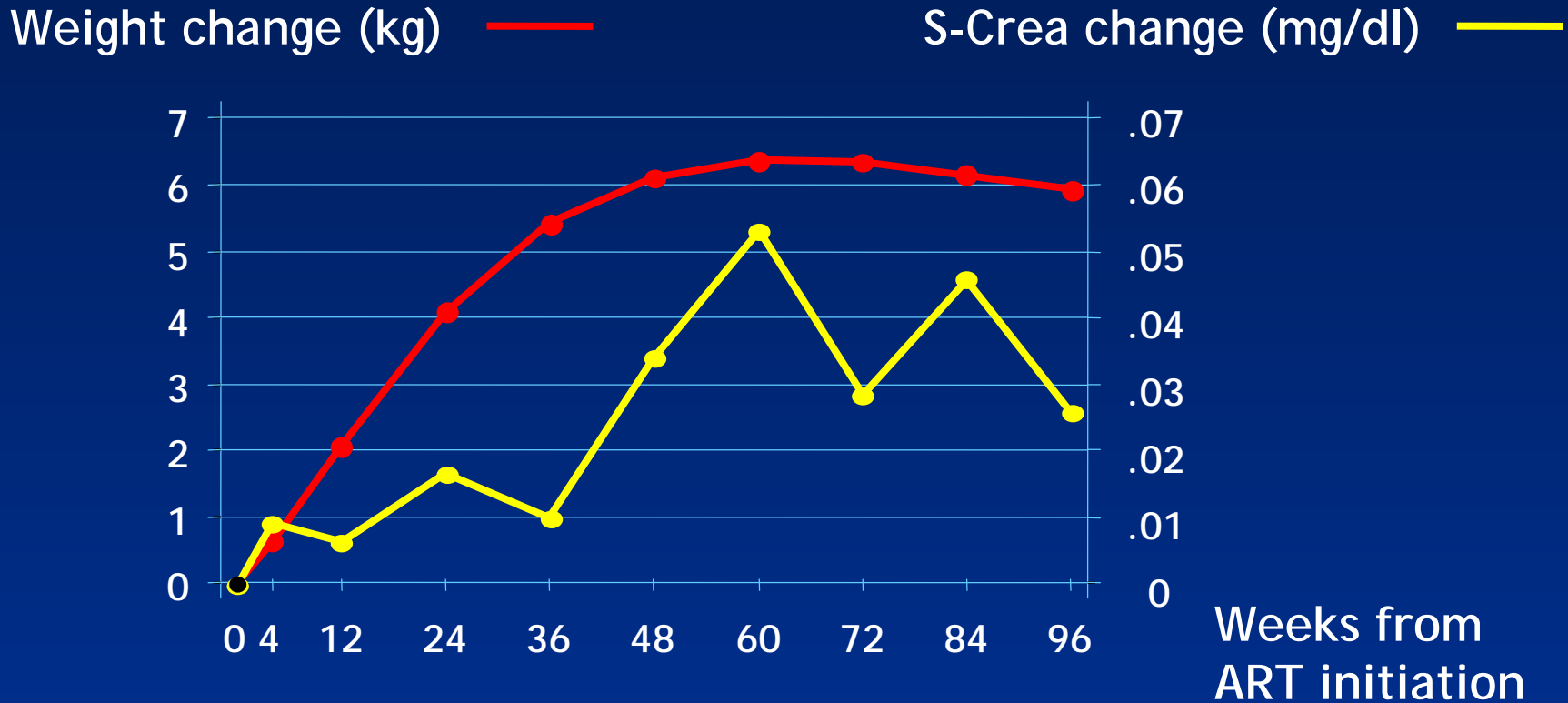


3316 participants in Uganda & Zimbabwe

- Sex 65% women
- Median age 37 years (IQR: 32-42)
- Median CD4 86 cells/mm³ (IQR: 31-139)
- Median weight 57 kg (IQR: 50-64)
- WHO stage 56% WHO 3, 23% WHO 4
- **Median GFR 89 ml/min/1.73m² (IQR: 75-106)**
- Median follow-up 120 weeks
- Analysis to 96 weeks (~90% ≥ 72 weeks)

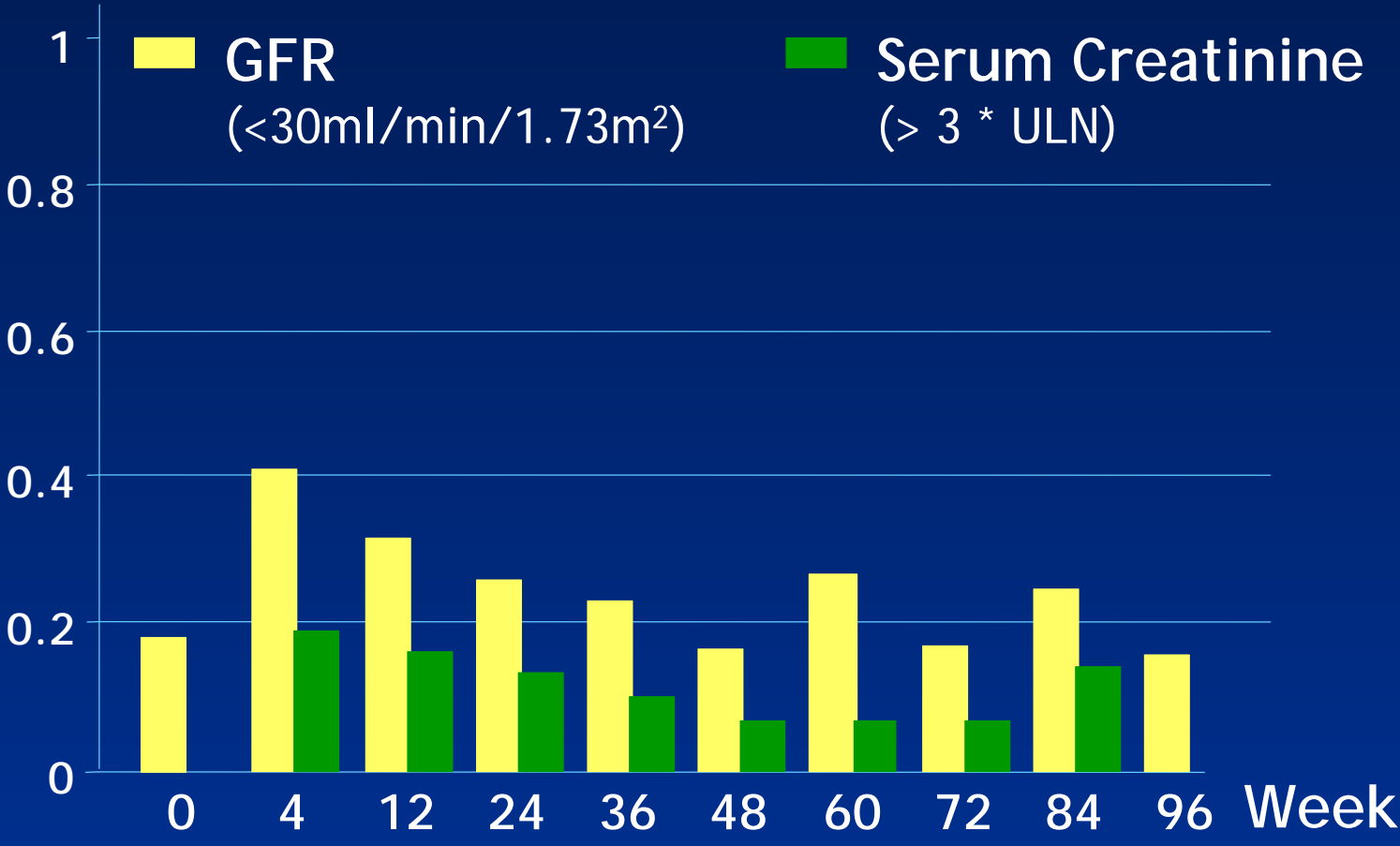


Weight and serum creatinine change after baseline



Prevalence of impaired GFR and raised Serum Creatinine (grade 3 or 4)

% with grade 3 or 4 reduction



Numbers at risk: 3316 3113 3066 2998 2560



Incidence of severe GFR reduction



	up to 72 weeks		up to 96 weeks *	
NVP	3 / 247	1.2%	3 / 247	1.2%
NVP-NORA	4 / 299	1.3%	4 / 299	1.3%
ABC-NORA	3 / 300	1.0%	3 / 300	1.0%
TDF	33 / 2468	1.3%	40 / 2468	1.6%
Overall	43 / 3314	1.3%	50 / 3314	1.5%

$p = 0.98$ $p = 0.93$

* Proportion of participants with complete follow-up to 96 weeks larger in those initiating ART with TDF or NVP (~85%) than NORA (~43%)

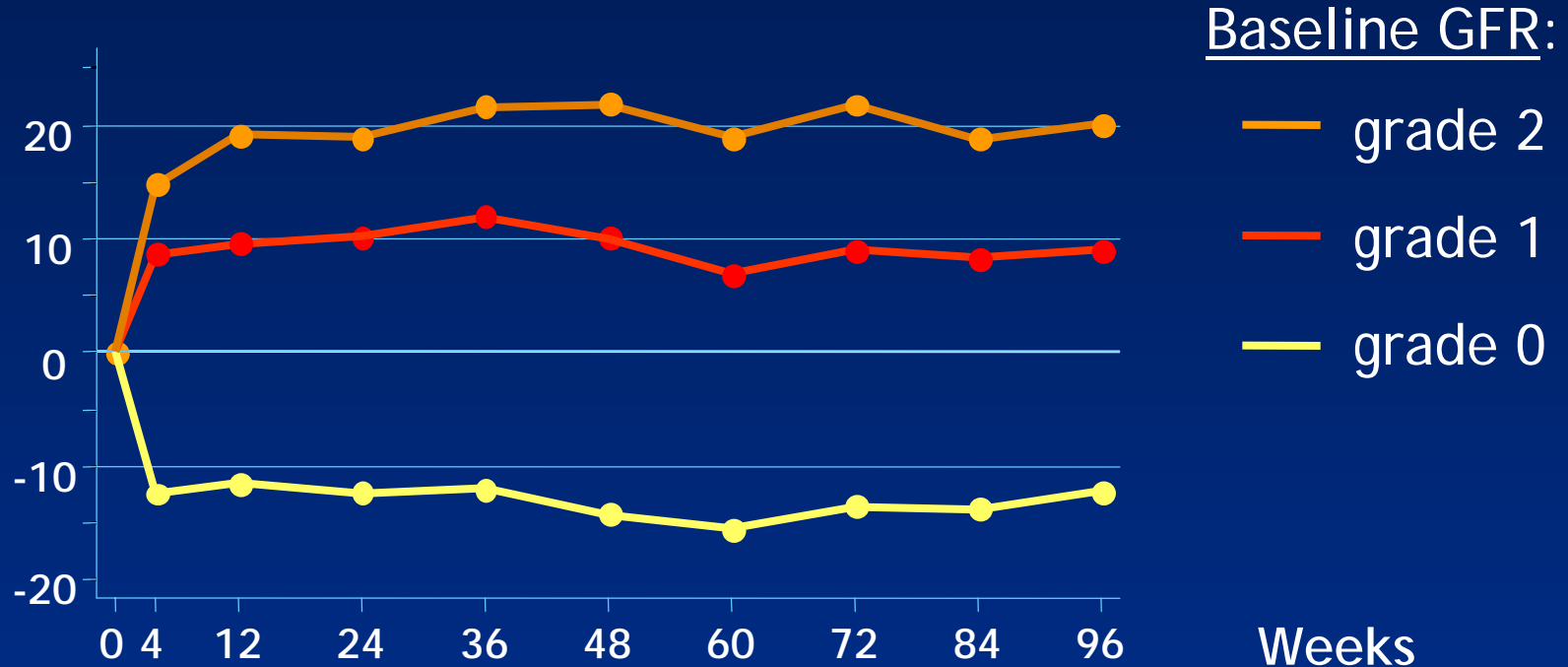


GFR over time by baseline GFR

- unadjusted analysis -



Mean GFR change (ml/min/1.73m²)



- Patients with mild renal impairment at baseline showed greater improvements than those without impairment
 - changes were within the normal range in those without impairment



Predictors of GFR over time

- multivariable analysis -



Factors independently modifying GFR changes over time*	p value	Better development in ...
Sex	0.0006	women
Baseline haemoglobin	<0.0001	those with low values
Baseline weight	0.0027	those with low values
Baseline GFR	<0.0001	those with low values
Regimen	<0.0001	

- adjusted for effects of centre, age, baseline CD4 and WHO stage on baseline GFR

* Random effects model: significant interaction with time



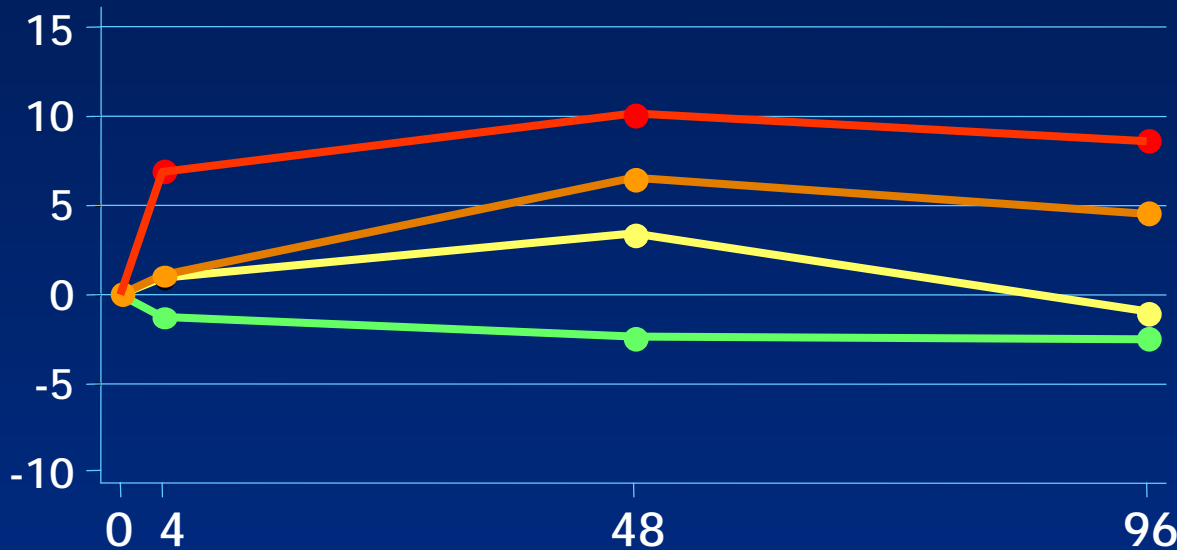
Predicted GFR over time by regimen

- multivariable analysis -



Mean GFR change (ml/min/1.73m²)

Regimen:



- NVP-NORA
- ABC-NORA
- NVP
- TDF

Weeks

NVP-N	+6.8	+10.1	+8.8
ABC-N	+1.2	+6.6	+4.8
NVP	+1.1	+3.4	-0.9
TDF	-1.2	-2.5	-2.2

GFR change from baseline
(global p value <0.0001)



Renal disease



contributing to cause of death

- By 96 weeks, 11 (0.3%) patients had died with renal disease reported to contribute to cause of death
 - all had initiated ART with TDF (p=0.63 compared with other first-line regimens)
 - Endpoint Review Committee considered:
 - 3 HIV related, 2 not HIV or drug related, 1 unknown COD
 - 4 uncertain if primarily drug or HIV related (1 TDF; 1 TDF+gentamicin; 1 TDF+ZDV; 1 ZDV+cotox)
 - 1 definitely drug related (ZDV+TDF)
 - 4/11 had pre-existing GFR impairment (Grade 2 or higher) at baseline



Renal adverse events reported as clinical grade 3/4 AE by 96 weeks



	n	Drug relationship				
		def/prob TDF	uncertain TDF	uncertain ZDV/3TC	uncertain EFV	uncertain LPV/r
Clinical grade 3 or 4 AE	13	5	6	4	1	1

AE:

Acute renal failure: n = 9

Chronic renal failure: n = 3

Glomerulonephritis: n = 1

Incidence by first-line regimen:

ABC: 0% (0 / 300)

NVP: 0.2% (1 / 546)

TDF: 0.5% (12 / 2468)

p = 0.50



Conclusions



- Severe GFR impairment was infrequent on all regimens
- Patients with mild renal impairment at baseline showed greatest improvements
- Differences between regimens in GFR changes from baseline were small (albeit statistically significant) and within the normal range
- The majority of patients with renal disease contributing to death had multi-organ disease (sepsis) and/or pre-existing renal impairment
- Investigating the potential for longer-term nephrotoxicity of TDF requires further follow-up



Acknowledgments



- **We thank all the patients and staff from all the centres participating in the DART trial.**
- **Joint Clinical Research Centre, Kampala, Uganda:** P Mugenyi, C Kityo, F Ssali, D Tumukunde, L Namale, A Mukose, A Muhwezi, D Atwine, G Mulindwa, S Tugume, R Byaruhanga, T Otim, P Ociti, H Kyomugisha, C Tumusiime, A Drasiku, J Sabiiti, J Komugyena, C Zawedde, TG Bakeimyaga, H Katabira, S Murungi, J Tukamushaba, S Atwiine.
- **MRC Research Unit on AIDS/Uganda Virus Research Institute, Entebbe, Uganda:** H Grosskurth, P Munderi, K Wangati, G Kabuye, A Ruberantwari, B Amuron, D Nsibambi, R Kasirye, E Zalwango, M Nakazibwe, B Kikaire, G Nassuna, R Massa, M Aber, M Namyalo, A Zalwango, L Generous, P Khauka, N Rutikarayo, W Nakahima, A Mugisha, W Omwony, J Nakiyingi, S Muyingo, P Hughes.
- **University of Zimbabwe, Harare, Zimbabwe:** A Latif, J Hakim, V Robertson, A Reid, C Warambwa, C Chimbetete, MJ Pascoe, R Tembo, G Musoro, F Taziwa, L Chakonza, E Chidziva, R Shoniwa, E Zengeza, F Mapinge, A Mawora, C Muvirimi, G Tinago, J Machingura, S Mutsai, S Mudzingwa, T Bafana, T Manyeruke, M Chingwaro, E Chigwedere, S Chitsungo, R Chirairo, M Phiri, S Chitongo, K Manyevere, E Chivige, I Machingura.
- **Academic Alliance, Mulago Hospital, Uganda:** E Katabira, A Ronald, A Kambungu, R Nalumenya, H Byakwaga, E Nabankema, P Mwebaze, A Muganzi, F Lutwama, E Lubwama, R Nairubi, T Namuli, R Kuluma, J Namata, E Namara, C Twijukye, E Bulume.
- **The AIDS Support Organisation (TASO), Uganda:** A Coutinho, B Etukoit.
- **Imperial College:** C Gilks, K Boocock, C Puddephatt, D Winogron.
- **MRC Clinical Trials Unit:** J Darbyshire, DM Gibb, A Burke, D Bray, A Babiker, AS Walker, H Wilkes, M Rauchenberger, S Sheehan, L Peto, K Taylor.
- **Trial Steering Committee:** I Weller (Chair), A Babiker (Trial Statistician), S Bahendeka, M Bassett, A Chogo Wapakhabulo, J Darbyshire, B Gazzard, C Gilks, H Grosskurth, J Hakim, A Latif, C Maposhere, O Mugurungi, P Mugenyi; Observers J Leith, E Loeliger, P Naidoo, M Palmer, J Rooney, J-M Steens.
- **Data and Safety Monitoring Committee:** A McLaren (Chair), C Hill, J Matenga, A Pozniak, D Serwadda
- **Endpoint Review Committee:** T Peto (Chair), A Palfreeman, M Borok, E Katabira.
- **GlaxoSmithKline, Gilead** and **Boehringer-Ingelheim** donated first-line drugs for DART.
- **Funding:** DART is funded by the **UK Medical Research Council**, the **UK Department for International Development (DFID)**, and the **Rockefeller Foundation**.

